

# CONE CRUSHER

## MTC SERIES



INDIA'S FINEST MANUFACTURERS **SINCE 1987**

Mechtech Engineers was incorporated by a group of qualified and well trained engineers with a vast experience in the field of design, manufacturing, supply and commissioning of different types of crushing & screening equipments and plants. The Company was established way back in 1987 with a view to manufacture and supply various Crushing equipments to cater to the core sector of crushing of Coal, Iron Ore, Lime Stone, Stone Aggregates for Construction of Roads and Buildings, etc.

In the last three decades, we have designed, developed and supplied an enviable number of crushing equipments throughout the country and abroad to handle a variety of minerals. Today we can boast of a comprehensive range of products comprising of Single & Double Toggle Jaw Crushers, Hammer Mills, Smooth and Toothed Roll Crushers, Horizontal and Vertical Shaft Impactors, Cone Crushers, Reciprocating & Vibrating Feeders, Grizzly Feeders, Vibrating Screens, Sand Washers etc.



# WHERE ENGINEERING SURPASSES TRADES



QUALITY



SERVICE



EXPERIENCE

# WORKING PRINCIPLE

MechTech Cone Crushers-MTC Series are of cutting-edge design, a small footprint, and high capacity relative to size. They are designed with hydraulically adjustable CSS, automation options, a variety of crushing chamber options, great reduction efficiency, and outstanding product shape. Each model is adaptable, user-friendly, and extremely productive. This crusher is suitable for a wide range of tasks, including high-capacity secondary application and high-reduction tertiary or pebble-crushing application, at low operational and maintenance cost.

The primary shaft of the cone crusher is hydraulically stabilised and supported at both ends. The cone's chamber range, adjustable throw, and high motor power provide real versatility, guaranteeing that the crusher stays highly productive, efficient, and capable.

Automatic overload prevention is implemented in our crushers, which lowers the cone assembly to provide room for tramp iron fragments to depart the crushing chamber without damaging the entire piece of equipment.

Because they can readily be adjusted to changes in output through the right selection of crushing chamber and eccentric throw, the MTC Series of cone crushers have a wide range of applications.

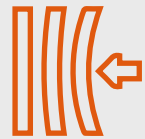


# SALIENT FEATURES



## HIGH EFFICIENCY

This hydraulically adjusted cone crusher results in high efficiency and maximum output



## WEAR RESISTANT

A well-sealed interior mechanism guarantees strong protection against dust and other foreign objects, thus reducing wear and tear.



## HIGH QUALITY PRODUCTS

The proper combination of Concave and Mantle ensures high capacities and high output quality comparable to those of other brands.



## LOW POWER USAGE

Least amount of power consumption per tonne of crushing.



## HIGH PERFORMANCE

It is robustly designed for optimum performance and ensures ease of transportation, installation, operation and maintenance.



## EASE OF MAINTENANCE

The design of the Mechtech Cone Crusher makes it incredibly simple to use and maintain. Since maintenance and inspection work is done from the top, it is easier to perform the job at low cost and with little downtime.



## LOW OPERATIONAL COST

The feed opening area and crushing chamber liner profile stay consistent throughout the wear life, thus decreasing the total operational costs.



# SPECIFICATIONS

DESCRIPTION	UNIT	MTC 3000	MTC 4000	MTC 6000
FEED SIZE (MAX)	mm	185	220	320
	inch	7.2	8.6	12.5
CAPACITY	TPH	70-210	115-385	116-646
POWER	kW	132	220	315
	HP	180	300	422
CSS	inch	13-40	8-48	10-51
ECC THROW	mm	16-36	16-44	18-50
MANTLE		MA & MB	MHC	MA, MB, HC, EF, HC
CONCAVE		EC, C, MC, M, MF		
LUBRICATION TANK		STANDARD		
OFFLINE LUBRICATION FILTERATION UNIT		OPTIONAL		
DESIGN TYPE		BUSH TYPE		



# ADVANTAGES

Mechtech's Cone Crusher MTC Series can be used for crushing even the hardest and toughest of minerals and is the most ideal for sand manufacturing. It produces desired finer output of high quality as the amount of fines present is minimal. Our cone crushers are engineered at higher capacity, low maintenance costs and least power consumption.



Excellent safety precautions



Simple to install & maintain



User-Friendly



Highly Productive



Excellent versatility



Multiple Stroke Adjustment



## WHY MECHTECH CONE-MTC SERIES?

Customers remain permanently associated with 'MECHTECH' to meet their production goals due to engineering experience spanning three decades and excellent after-sales service.

Mechtech cone crushers are proudly made in India and have numerous installations both domestically and internationally.

Our engineering expertise, combined with the use of lean manufacturing techniques, has enabled Mechtech to respond to the changing needs of our customers and applications.

Mechtech provides a comprehensive range of cone crushers to provide secondary and tertiary crushing solutions with a high return on investment and low operating costs.






# INSTALLATIONS


We at Mechtech are bringing our designs and engineering to life, and to the plants for high quality outputs that surpasses the expectations.




**MECHTECH**  
**ENGINEERS**  
Since 1987 Where **ENGINEERING** Surpasses Trades

An **ISO 9001:2015** Company  
MECHTECH ENGINEERS  
India

 858/2/B, G.I.D.C, Makarpura, Makarpura,  
Vadodara - 390010, Gujarat, India.

 +919925046652, +91 9925234665

 info@mechtechengg.com | sales@mechtechengg.com

 www.mechtechengineers.com

Product features and specifications are subject to change without prior notice or obligation. Due to Continuous product development, we reserve the right to change the specifications without notice. Photographs and drawings are provided for illustrative purposes only and may vary from the standard product. Mechtech's Liability shall be limited to the equipment.

Scan to visit  
website

